

Metric ID	Deviations Details	Findings of DWV	Response of HEI *										
1.1.3	<p>Teachers of the Institution participate in following activities related to curriculum development and assessment of the affiliating University and other colleges and/are represented on the following academic bodies during the last five years</p> <p>1. Academic council/BoS of Affiliating university 2. Setting of question papers for UG/PG programs 3. Design and Development of Curriculum for Add on/ certificate/ Diploma Courses 4. Assessment /evaluation process of the affiliating University</p> <p>?</p> <p>HEI Input : 2. Any 3 of the above</p>	<p>Provide appropriate supportings.</p>	<div></div> <p>Supporting Document : (If any)</p> <div><div>Choose File</div>No file chosen</div> <div>(eyJpdilI6Ii9aTVFZNHVNUGpEMINIQVpJdlIuRlE9PSIsInZhbHVIjoiSm1VdEc0ZHZ6klIR2JOUFJUdTVCQT09IiwibWFiJjoiMzRhOGZINTI3NGYwZDM5ZjdkNTdiOTY2N2EwNGJkMzE0MzUxNjhIM2QwMmE5NjkNjZjNmNmWEeZy2Q4ZDpvczInRhZyI6IiJ9)</div>										
1.2.1	<p>Percentage of Programmes in which Choice Based Credit System (CBCS)/ elective course system has been implemented</p> <p>? 1.2.1.1. Number of Programmes in which CBCS / Elective course system implemented.?</p> <p>HEI Input : 3</p> <p>1.2.1.2. Total number of Programs offered by the institution for last five years?</p> <p>HEI Input : 20</p>	<p><input type="checkbox"/> List of programs in which CBCS/ECS was implemented in the last completed academic year as certified by the Registrar. <input type="checkbox"/> Minutes of the Relevant faculty meeting/ Academic Council/BOS meetings highlighting the relevant documents to this metric to be provided. <input type="checkbox"/> University letter endorsing</p>	<div></div> <p>Supporting Document : (If any)</p> <div><div>Choose File</div>No file chosen</div> <div>(eyJpdilI6Ii9aTVFZNHVNUGpEMINIQVpJdlIuRlE9PSIsInZhbHVIjoiSDQ2UEdjZlNtMnpkQ1IzTW03dUptQT09IiwibWFiJjoiMGE0YTgyYjgxMTE4ZjNiNWVMWRhN2Q1MWFKNWUwNTI1ZjEyMTA0YjFhYTlhODAzMmQzOTE3ZWQ1MzBhbmMiInRhZyI6IiJ9)</div>										
1.2.2	<p>Number of Add on or value added courses /Certificate programs offered during the last five years</p> <p>?</p> <p>HEI Input : 11</p>	<p>Brochure and Course content or syllabus along with course outcome of Value added courses offered.</p>	<div></div> <p>Supporting Document : (If any)</p> <div><div>Choose File</div>No file chosen</div> <div>(eyJpdilI6ImIZaS9vRE1pdjQ0bTVmVUl vUFFHaUE9PSIsInZhbHVIjoiVUNJSzYraVVwTDg3a0o5RzJaNO5NQTO9IiwibWFiJjoiN2QwNmE1MDYxZmY1MTM0YTZzMmM4ZGFIZmRiNzRiZmI5MTA5ZjdkY2E2MmY2MTIIMDAxMTJmZTgwNjBiOmwzYiInRhZyI6IiJ9)</div>										
1.2.3	<p>Average percentage of students enrolled in Add on or value added courses /Certificate programs as against the total number of students during the last five years</p> <p>? 1.2.3.1. Number of students enrolled in subject related Certificate or Add-on programs year wise during last five years?</p> <p>HEI Input :</p> <table><tr><td>2021-22</td><td>2020-21</td><td>2019-20</td><td>2018-19</td><td>2017-18</td></tr><tr><td>30</td><td>11</td><td>41</td><td>40</td><td>20</td></tr></table>	2021-22	2020-21	2019-20	2018-19	2017-18	30	11	41	40	20	<p>List of enrolled students in such courses year-wise attested by the Registrar. <input type="checkbox"/> Attendance sheet of the Value Added courses</p>	<div></div> <p>Supporting Document : (If any)</p> <div><div>Choose File</div>No file chosen</div> <div>(eyJpdilI6Ik83VmV3RmVWdytwT0VzZ3JpSjQRXc9PSIsInZhbHVIjoiZDNveUFSM0ZZa2ZRZEIMM2ZGUFIQT09IiwibWFiJjoiMTIjMTU2NjYxYjFhOWZIYTNhNmFINGI2NzYwZWExTHhNzM4ZTkYyZk2NGIjNjYjMTkzNDg1NDUxMmQzZmI5MTA5ZjdkY2E2MmY2MTIIMDAxMTJmZTgwNjBiOmwzYiInRhZyI6IiJ9)</div>
2021-22	2020-21	2019-20	2018-19	2017-18									
30	11	41	40	20									

1.3.2	<p>Average percentage of courses that include experiential learning through project work/field work/internship during last five years</p> <p>1 1.3.2.1. Number of courses that include experiential learning through project work/field work/internship year-wise during last five years2</p> <p>HEI Input :</p> <table><tr><td>2021-22</td><td>2020-21</td><td>2019-20</td><td>2018-19</td><td>2017-18</td></tr><tr><td>12</td><td>12</td><td>12</td><td>12</td><td>8</td></tr></table>	2021-22	2020-21	2019-20	2018-19	2017-18	12	12	12	12	8	<p>Provide completion certificate of any 20 students along with reports of project work/field work/internship</p>	<div></div> <p>Supporting Document : (If any)</p> <div>Choose File No file chosen</div> <div>(eyJpdilI6IndKODNsMFIFVjdSMmhXN1g0V1INM0E9PSIsInZhbHVlIjoiTUVBVdENwWjVHSkgxT3R6UXpHTTE4dz09IiwibWFiIjoiTlkiZjQ4MTJkYjI0ZDIwN2U0YmU4ODkxNDImYjVjMjFhZTBiODlkZmYwN2QxYjJkYmQ2ZTViODY5ZTAxNmMzZG91InRlZyI6IiJ9)</div>
2021-22	2020-21	2019-20	2018-19	2017-18									
12	12	12	12	8									
1.3.3	<p>Percentage of students undertaking Moot Courts, Court visits, Arbitration/Mediation/Client Counseling Exercises, and internship in law firms/NGOs/Judicial Clerkships etc.,(Data to be given for the latest completed academic year)</p> <p>1 1.3.3.1. Number of students undertaking Moot Courts, Court visits, Arbitration/Mediation/Client Counseling Exercises, and internship in law firms/NGOs/Judicial Clerkships/ field projects etc.,(for the latest completed Academic year)2</p> <p>HEI Input : 221</p>	<p>ist of students undertaking Moot Courts, Court visits, Arbitration/Mediation/Clier Counseling Exercises, and internship in law firms/NGOs/Judicial Clerkships/ field projects etc.,(to be provided. Participation Certificate in Moot Courts, Court visit report submitted to the University, certificate</p>	<div></div> <p>Supporting Document : (If any)</p> <div>Choose File No file chosen</div> <div>(eyJpdilI6IjdtQjkreVN1OGRYWXZPN2p2QlNrUVE9PSIsInZhbHVlIjoicGRXeGJ2WkVrdnY0QmJkOSs0YlInQT09IiwibWFiIjoINThiZjUxMjE1NDJlOTExODBhNGViMTFiYmE1N2NjOWM3NzRmMjM2ZGlxY2NjZjg4MmE5MWU0OTc0ZDRlZmYwN2QxYjJkYmQ2ZTViODY5ZTAxNmMzZG91InRlZyI6IiJ9)</div>										
1.4.1	<p>Institution obtains feedback on the syllabus and its transaction at the institution from the following stakeholders</p> <p>1. Students 2. Teachers 3. Law-firms/Judges/Sr. Counsels and employers 4. Alumni</p> <p>1</p> <p>HEI Input : A. All of the above</p>	<p>Filled in sample feedback Forms (at least 4 no.s in each category) from the stakeholders are to be provided.</p>	<div></div> <p>Supporting Document : (If any)</p> <div>Choose File No file chosen</div> <div>(eyJpdilI6IIlTYldZQ2ozMmtzCHAzVGJoank3akE9PSIsInZhbHVlIjoicK3ZeTBnVStkdxExOVBxZnIvbDdRUT09IiwibWFiIjoIODM2MjFmMzI2ZDExZTVlMmZjMTBhZjA2ODMxNzIyMmVhZjAyNmQwYzNjZjg4MmE5MWU0OTc0ZDRlZmYwN2QxYjJkYmQ2ZTViODY5ZTAxNmMzZG91InRlZyI6IiJ9)</div>										
1.4.2	<p>Feedback process of the institution may be classified as follows: (Opt one)</p> <p>1</p> <p>HEI Input : A. Feedback collected, analysed and consolidated action taken on feedback for last five years available on website</p>	<p>Stakeholder feedback analysis report signed by the competent authority is to be provided. Department-wise Action taken Report on the feedback, as signed by the competent authority is to be provided.</p>	<div></div> <p>Supporting Document : (If any)</p> <div>Choose File No file chosen</div> <div>(eyJpdilI6l1FcWFXRGZzQkISRvdJK3FIQnA3OHc9PSIsInZhbHVlIjoibVFWT1BDTmtMTXZNQXFKNm5yaktsZz09IiwibWFiIjoizDU5ZTNiODhINDU0YzMyZjExMTNhMTM0M2JlNmI0ZmVhYmQwYTlZzGY0ODIyYjVlNTBiM2RiNjBmNWU0OTc0ZDRlZmYwN2QxYjJkYmQ2ZTViODY5ZTAxNmMzZG91InRlZyI6IiJ9)</div>										

2.1.1

Average Enrolment percentage (Average of last five years)

2.1.1.1. Number of students admitted year-wise during last five years

HEI Input :

2021-22	2020-21	2019-20	2018-19	2017-18
215	178	189	177	221

2.1.1.2. Number of sanctioned seats year wise during last five years

HEI Input :

2021-22	2020-21	2019-20	2018-19	2017-18
240	240	240	240	240

Program wise admitted list authenticated by the head of the institution Year-wise for all the assessment years. Sanctioned strength of admission each program authenticated by the head of the institution Year-wise for all the assessment years

Supporting Document :
(If any)

Choose File

No file chosen
(eyJpdiiI6IjZkK2RvM3ludHBBSnd3SG9Rb3JhdWc9PSIsInZhbHVlIjoiekFpWnJJVnJaVfHVMXFsdko3c1pHdz09IiwibWFjIjoioGQ1M2MzZjUwODA4NWJhODA0MmE2NTZiMDkyM2RjZDQxYjcwNGM1M2ZjZTljMjA2MTIwOGVhNmFinjRmQ2YSIsInRhZyI6IiJ9)

2.1.2

Average percentage of seats filled against seats reserved for various categories (SC, ST, OBC, Divyangjan, etc. as per applicable reservation policy) during the last five years (exclusive of supernumerary seats)

2.1.2.1. Number of actual students admitted from the reserved categories year-wise during the last five years

HEI Input :

2021-22	2020-21	2019-20	2018-19	2017-18
95	113	125	129	125

Copy of the letter issued by the State govt. or Central Government/Statutory bodies Indicating the reserved categories(SC, ST, OBC, Divyangjan, etc.) to be considered as per the state rule (Translated copy in English to be provided as applicable) Final admission list (for first

Supporting Document :
(If any)

Choose File

No file chosen
(eyJpdiiI6Ijh1MWx0YUhsZkk5Uk12TmE0dDZMdEE9PSIsInZhbHVlIjoivTF4R1plakXlc2p1K0ZFa0JYWGbxUT09IiwibWFjIjoizTljZjhYzU1NjYzNzJmMTNiMjU4NDhiMTNhYjVmMzBiMzY2MWIxODFmZjg3YjY2MTM2MTNiMzNmZmYwOGEzZmE2YSIsInRhZyI6IiJ9)

2.2.2

Student- Full time teacher ratio (Data for the latest completed academic year)

2.2.2.1. Number of full time teachers along with the departmental affiliation in the latest completed academic year. List showing the number of students in each of the programs for the latest completed academic year.

Supporting Document :
(If any)

Choose File

No file chosen
(eyJpdiiI6IjcrUEFQSjdjTjRlRV1dWdDVBbTVqaEE9PSIsInZhbHVlIjoibUxuQVo5T1NRbEQ0bDhuYUfkQXFKQT09IiwibWFjIjoim2Y4NDk2ODU2ZDg1YjU1ODMxZmNiMDNiMjU5OTkwY2Q4MDIxNmFmMTNiM2ZmU3MGI3Mzg5NzNlNjY2ZmE2YSIsInRhZyI6IiJ9)

2.3.3

Ratio of faculty mentor to students for academic and other related issues (Data for the latest completed academic year)

2.3.3.1. Number of faculty mentors assigned to students for academic and other related issues:

HEI Input :14

Copy of circular pertaining the details of mentor and their allotted mentees. Approved faculty Mentor list as announced by the HEI Mentor-wise Brief report submitted by faculty-mentor semester wise or Consolidated report by the faculty Coordinator

Supporting Document :
(If any)

Choose File

No file chosen
(eyJpdiiI6IjKekI2SG16NXg0b21nSW0xU2hENIE9PSIsInZhbHVlIjoizTJaZUpZbzg2UzZSVm9aNDFYQ1IhUT09IiwibWFjIjoimDg2NDBhZjZiODZkNzAzMGE0YTgzOGU0YjAyNmVjOGZmOGMwNzZINTM0NjY2OGIzNTI5MWRiZmNhZjY2ZmE2YSIsInRhZyI6IiJ9)

2.3.4	<p>Percentage of Students identified as mentors for mentoring other students for academic and other related issues (Data to be provided only for the latest completed academic year)</p> <p>❗ 2.3.4.1. Number of Student mentors/teaching assistant identified for student to student mentoring (Latest completed academic year)❗</p> <p>HEI Input : 25</p>	<p>Official Proceeding of Student Council identifying the student mentors or teaching assistants for mentoring students In addition, issues raised and resolved in the mentor system has to be attached mentor-wise</p>	<div></div> <p>Supporting Document : (If any)</p> <p><input type="button" value="Choose File"/> No file chosen (eyJpdiiI6Ikclazl5NWJWtjBRUEZmRkIKRjNGUHc9PSIsInZhbHVlIjoiaGttWTJSQXAzZTJNRjF5QTZjckgxUT09IiwibWFjIjoiaWoiMGI2NDVjNzg2YWMyZjlkMDJjNmM4MmJlNWU0YWMwZjYzOTBIM2Q3YWU5MTZlYzMwODIxMDgxNjFhMzZjYkE5YWIzLnRhZyI6IiJ9)</p>										
2.4.1	<p>Average percentage of full time teachers against sanctioned posts during the last five years</p> <p>❗</p>	<p>Sanction letters indicating number of posts sanctioned by the competent authority (including Management sanctioned posts). List of full-time teachers appointed along with their departmental affiliation.</p>	<div></div> <p>Supporting Document : (If any)</p> <p><input type="button" value="Choose File"/> No file chosen (eyJpdiiI6Ik9ya29jL1NLbE1CSlphcXhqSDNFtUE9PSIsInZhbHVlIjoiaWoiMGI2NDVjNzg2YWMyZjlkMDJjNmM4MmJlNWU0YWMwZjYzOTBIM2Q3YWU5MTZlYzMwODIxMDgxNjFhMzZjYkE5YWIzLnRhZyI6IiJ9)</p>										
2.4.2	<p>Average percentage of full time teachers with Ph. D. / LL.D during the last five years (consider only highest degree for count)</p> <p>❗ 2.4.2.1. Number of full time teachers with Ph.D./LL.D year-wise during the last five years❗</p> <p>HEI Input :</p> <table border="1"> <tbody> <tr> <td>2021-22</td><td>2020-21</td><td>2019-20</td><td>2018-19</td><td>2017-18</td></tr> <tr> <td>4</td><td>3</td><td>3</td><td>1</td><td>1</td></tr> </tbody> </table>	2021-22	2020-21	2019-20	2018-19	2017-18	4	3	3	1	1	<p>List of full time teachers with Ph.D./LLD Ph.D./LLD degree certificates Degrees awarded by UGC recognized universities only to be considered.</p>	<div></div> <p>Supporting Document : (If any)</p> <p><input type="button" value="Choose File"/> No file chosen (eyJpdiiI6Ik04dk9UmZvOHd5bWhhMEdSV3krMKE9PSIsInZhbHVlIjoiaWRhabUpzZUhSOE9FcVZQN1BZL2hJdz09IiwibWFjIjoiaWoiMGI2NDVjNzg2YWMyZjlkMDJjNmM4MmJlNWU0YWMwZjYzOTBIM2Q3YWU5MTZlYzMwODIxMDgxNjFhMzZjYkE5YWIzLnRhZyI6IiJ9)</p>
2021-22	2020-21	2019-20	2018-19	2017-18									
4	3	3	1	1									
2.4.3	<p>Average teaching experience of full time teachers (Data for the latest completed academic year in number of years)</p> <p>❗ 2.4.3.1. Total experience of full-time teachers ❗</p> <p>HEI Input : 210</p>	<p>List of faculty along with particulars of the date of Appointment in the HEI and years of experience. Teaching experience of previous institutions can also be included here.</p>	<div></div> <p>Supporting Document : (If any)</p> <p><input type="button" value="Choose File"/> No file chosen (eyJpdiiI6ImpXcWNnYmZjUkRKkVkw4aUFXa01laVE9PSIsInZhbHVlIjoieGRxN0ZZQ01CV2EwSjJaZmFQOGwxUT09IiwibWFjIjoiaWoiMGI2NDVjNzg2YWMyZjlkMDJjNmM4MmJlNWU0YWMwZjYzOTBIM2Q3YWU5MTZlYzMwODIxMDgxNjFhMzZjYkE5YWIzLnRhZyI6IiJ9)</p>										

2.6.3

Average pass percentage of Students during last five years

2.6.3.1. Number of final year students who passed the university examination year-wise during the last five years

HEI Input :

2021-22	2020-21	2019-20	2018-19	2017-18
62	81	36	45	32

2.6.3.2. Number of final year students who appeared for the university examination year-wise during the last five years

HEI Input :

2021-22	2020-21	2019-20	2018-19	2017-18
142	127	131	95	84

Annual report of COE highlighting the pass percentage of students

Certified report from the Controller of Examinations indicating the pass percentage of students of the final year (final semester) eligible for the degree program-wise / year- wise

Supporting Document :
(If any)

Choose File

No file chosen

(eyJpdil6Im5CYkESTlJUnNkRUN2dGRjQjdDRkE9PSIsInZhbHVlIjojYXp4ZzhkXlRkODZlUT09IiwibWVjIjojInWI1OGNjMDg4Nzg1N2UzZTFhZGYyZnNkMGFMZU5NdzhYTU0NjE3Yjc4MTcwNGI1MWMYNGVKNWYwMWZkNDVhYsInRhZyI6IjIj)

3.1.1

Grants received from Government and non-governmental agencies for research projects / endowments in the institution during the last five years (INR in Lakhs)

3.1.1.1. Total Grants from Government and non-governmental agencies for research projects / endowments in the institution during the last five years (INR in Lakhs)

HEI Input :

2021-22	2020-21	2019-20	2018-19	2017-18
0	0	0	0	0

Provide E-copies of the letters of award for (research project' s name) sponsored by Government and non-government sources,if any

Supporting Document :
(If any)

Choose File

No file chosen

(eyJpdil6IkhnVhNOThZZEwSOVQ2aXhpcU9MMkE9PSIsInZhbHVlIjojYXp4ZzhkXlRkODZlUT09IiwibWVjIjojMjc4YmRjNzlkODYzMjIzOWNjYjRjMzE1MTkyYjJkZjllODEzZWZhOWQyMGRmNTA1MGM3MjJhZDI1OGZIYzBiNSIsInRhZyI6IjIj)

3.1.2

Total Number of Seminars/conferences/workshops conducted by the institution during the last five years

3.1.2.1. Total number of Seminars/conferences/workshops conducted by the institution year-wise during last five years

HEI Input :

2021-22	2020-21	2019-20	2018-19	2017-18
7	26	3	2	4

Provide detailed report for all programs with photograph with date and captions; title of the workshops / seminars conducted signed by comptetent authority.

Supporting Document :
(If any)

Choose File

No file chosen

(eyJpdil6ImU3OGhFNmxhZ08rUnA5MUplLc0o0UWc9PSIsInZhbHVlIjoicy94ZWZ3T3hmVINGUGRGSU1DS20xQT09IiwibWVjIjojInTG3N2FhZWU5YWWM0MTU3ZmE0ZTFkNDA0MWM3OTA4MWQ0NGVIZGE5YmQ0Y2I4YTUkOGZlMmFhZmE0Q5ODMxYSIsInRhZyI6IjIj)

3.1.3

Funded Seminars/ Conferences /workshops

3.1.3.1. Amount received through funding from Government and Non-Government agencies for Seminars/Conferences and workshops during the last five years(Amount in lakhs)

HEI Input :

2021-22	2020-21	2019-20	2018-19	2017-18
2.47165	0.42143	0.27473	0.27174	2.16411

Provide sanction letters for the amount received for all assessment years.

Supporting Document :
(If any)

Choose File

No file chosen

(eyJpdil6IjMrQXZISmN09ncXBwMmREeVFJVXc9PSIsInZhbHVlIjojd0ZnMTd6bmlpIOXFDOEdSeU4waTNRQT09IiwibWVjIjojInGQzZjBjMzkzOWE5MWMQ1Yjg4NGI3N2VmNWE1NGQ1YWVkdZDk0Y2QzMjQ0ZTVkNzI2M2MWM0OTM3RmNjZlU0NWVjMyIsInRhZyI6IjIj)

3.2.1	<p>Percentage of teachers recognized as research guides</p> <p>3.3.1.1. Number of teachers recognized as research guides</p> <p>HEI Input :</p> <p>0</p>	<p>Provide appropriate document</p>	<div></div> <p>Supporting Document : (If any)</p> <p><input type="button" value="Choose File"/> No file chosen</p> <p>(eyJpdii6IityRHdMaE5NemplUWNlczZma1hZRmc9PSIsInZhbHVlIjoirnpRb1dtWVNDNGxjNTJGditFSC9wZz09IiwibWFiIjoimzhhNWVhMmJhOTJhNzZkM2RkNDNkZDcyYTRIMTAxNTU2MzA1ZTFmNGQ4YmM1NzljNjcyMzgZiIsInRhZyI6IiJ9)</p>										
3.2.2	<p>Number of research papers per teachers in the Journals notified on UGC website during the last five years</p> <p>3.3.2.1. Number of research papers in the Journals notified on UGC website during the last five years.</p> <p>HEI Input :</p> <table><tr><td>2021-22</td><td>2020-21</td><td>2019-20</td><td>2018-19</td><td>2017-18</td></tr><tr><td>2</td><td>3</td><td>3</td><td>3</td><td>2</td></tr></table>	2021-22	2020-21	2019-20	2018-19	2017-18	2	3	3	3	2	<p>Provide Web-link provided by institution in the template which redirects to the journal webpage published in UGC notified list.</p>	<div></div> <p>Supporting Document : (If any)</p> <p><input type="button" value="Choose File"/> No file chosen</p> <p>(eyJpdii6IjJMVZYNkVWZ3EVtisZajV3YmE3UWc9PSIsInZhbHVlIjoieG03OTBwOW41aWJGeUVzZ0ZxUWxUdz09IiwibWFiIjoimjk2OTRmNWl4MTC3YTRiN2I2MzUzZjYyM2U1ZTQ0YTTrkNWNmMzgxYTAYZTUyZDQ3MjFhYjcxNGUyYjRmYjZiIsInRhZyI6IiJ9)</p>
2021-22	2020-21	2019-20	2018-19	2017-18									
2	3	3	3	2									
3.2.3	<p>Number of books and chapters in edited volumes/books published and papers published in national/ international conference proceedings per teacher during last five years</p> <p>3.3.3.1. Total number of books and chapters in edited volumes/books published and papers in national/ international conference proceedings year-wise during last five years</p> <p>HEI Input :</p> <table><tr><td>2021-22</td><td>2020-21</td><td>2019-20</td><td>2018-19</td><td>2017-18</td></tr><tr><td>0</td><td>0</td><td>0</td><td>0</td><td>0</td></tr></table>	2021-22	2020-21	2019-20	2018-19	2017-18	0	0	0	0	0	<p>Provide Cover page, content page and first page of (Books/chapters's name) with ISBN numbers, title, author, Department/ School/ Division/ Centre/ Unit/ Cell, name and year of publication,if any</p>	<div></div> <p>Supporting Document : (If any)</p> <p><input type="button" value="Choose File"/> No file chosen</p> <p>(eyJpdii6IiJmZUdLZEFVZEFfaTNIrjVTendxd2c9PSIsInZhbHVlIjoiaW1Gam0zNStlVFh4dzRS3jySzJRdz09IiwibWFiIjoimjg0NDg2MDgzZTg2YTl3NzUxZjJkZDAzOThmZWlYNWJhY2NkZDUxNGI4M2FmYzYzYTZyYjMmN2Y0ZmFkMjQ3ZiIsInRhZyI6IiJ9)</p>
2021-22	2020-21	2019-20	2018-19	2017-18									
0	0	0	0	0									
3.4.2	<p>Total Number of awards / recognitions /letters of appreciations/commendation for research, legal aid and legal extension activities by the institution/teachers/research scholars/students during the last five years</p> <p>3.4.2.1. Number of awards / recognitions /letters of appreciations/commendation for research, legal aid and legal extension activities by institution/teachers/research scholars/students year wise during the last five years</p> <p>HEI Input :</p> <table><tr><td>2021-22</td><td>2020-21</td><td>2019-20</td><td>2018-19</td><td>2017-18</td></tr><tr><td>17</td><td>6</td><td>4</td><td>7</td><td>6</td></tr></table>	2021-22	2020-21	2019-20	2018-19	2017-18	17	6	4	7	6	<p>Provide E-copy of the award letters for (activities name) for 2017-18 , 2018-19 2019-20, 2020-21, 2021-22</p>	<div></div> <p>Supporting Document : (If any)</p> <p><input type="button" value="Choose File"/> No file chosen</p> <p>(eyJpdii6IiJZU2Y4WTIyVk5uVjZPQ0NxeXN1MFE9PSIsInZhbHVlIjoibFpvQ0JKY1JsWmxzeWVxbHpVYk1zQT09IiwibWFiIjoizTQ4OTA1ZTZkNTQ1MWIyXThkMDNiNWY0Yjc5SMzA1OTQ1YTAyYmEwOTIhNGQ4MzAyNTdkYWE3MjJkZmFkMjQ3ZiIsInRhZyI6IiJ9)</p>
2021-22	2020-21	2019-20	2018-19	2017-18									
17	6	4	7	6									

3.4.3	<p>Number of extension and outreach programs conducted by the institution through NSS/NCC, Government and Government recognised bodies during the last five years</p> <p>3.4.3.1. Number of extension and outreach programs conducted by the institution through NSS/NCC, Government and Government recognised bodies during the last five years</p>	<p>Links / uploads of Photographs (preferably with banner) and any other supporting document of relevance should have proper captions and dates.</p>	<div><div></div><div>Supporting Document : (If any)</div><div><div>Choose File</div>No file chosen</div><div>(eyJpdiiI6IjZ6Zko2aGdZOUUnUN0dkRGVTR3FWenc9PSIsInZhbHVlIjoiaURRMk52MzdGOXhZVCtnUjlsTSStlUT09IiwibWFiIjoiYmViZjRhOGI5ODY2ZDliZWE2ZGE2OWYwZTVkYjA1YjFjMmU1ZWQ0YmQxOTc2ZTVkNzVkZGY0NzkwNmZiZmRjN6IsInRhZyI6IU9)</div></div>
3.4.4	<p>Average percentage of students participating in extension activities at 3.4.3. above during last five years</p> <p>3.4.4.1. Total number of Students participating in extension activities conducted in collaboration with industry, community and Non- Government Organizations through NSS/ NCC/ Red Cross/ YRC etc., year-wise during last five years</p>	<p>Provide Detailed report for (extension and outreach program's name) with specific mention of number of students participated and collaborating agency signed by competent authority.</p>	<div><div></div><div>Supporting Document : (If any)</div><div><div>Choose File</div>No file chosen</div><div>(eyJpdiiI6ImJBbG1QRHM3eThKeFlhdk93QXlqemc9PSIsInZhbHVlIjoic0NEN1A0MzdMQ053SU6Z0I1aEhjdz09IiwibWFiIjoiZjFhY2VmMWIwZTQ2OTA1ZDE3MWQxOWIzODQ0ZDM2ZjZlOGYyN2IwMDZhYmY0YVYyZWQ2OGYzMjViZjZmYmVlZmRjN6MSIsInRhZyI6IU9)</div></div>
3.5.1	<p>The Institution has several collaborations/linkages for Faculty exchange, Student exchange, Internship, Field trip, On-job training, research etc during the last five years</p> <p>3.5.1.1. Number of Collaborative activities for research, Faculty exchange, Student exchange/ internship year-wise during the last five years</p>	<p>Provide Copies of collaboration/related documents of (institution's name) indicating the nature of collaboration and activities year-wise</p>	<div><div></div><div>Supporting Document : (If any)</div><div><div>Choose File</div>No file chosen</div><div>(eyJpdiiI6IjdtNE9ZT1QvVjdTTXVmcnRvMEVtSkE9PSIsInZhbHVlIjoiRmowUml2MTRmYkZkYUpkNXZSYjFLdz09IiwibWFiIjoiY2M3MGRhMjk4YzQwNDI2ZDM4OTVhMWY0NGJjODk1YzYwZmI4ZDAwYzYzMzZmVlOWJlYjgxYTJlZWJiMDBiZmRjN6MSIsInRhZyI6IU9)</div></div>
3.5.2	<p>Total Number of functional MoUs with national and international institutions, universities, industries, corporate houses law-firms etc. during the last five years</p> <p>3.5.2.1. Number of functional MoUs with Institutions of national, international importance, other universities, industries, corporate houses etc. year-wise during the last five years</p>	<p>1.Copies of MoUs/ collaboration/ related documents indicating the nature of collaboration and activities year-wise. 2. List of activities conducted under each MoU along with dates of starting and completion year-wise signed by both parties</p>	<div><div></div><div>Supporting Document : (If any)</div><div><div>Choose File</div>No file chosen</div><div>(eyJpdiiI6InhGMDlneEFvSVhvSExuUUJhVlczMHC9PSIsInZhbHVlIjoia0xHZHdXRFJ4S2NNQUhpZWt3RHU1Zz09IiwibWFiIjoiNTEyNzNkODRmNTA3ZDI3YTk3MGUwMzc0YTliNzJlOGVjYmViMGZlMTMwODhjZWZmM2I5NDE0MDcyM2QxZWZmRjN6MSIsInRhZyI6IU9)</div></div>

4.1.3	<p>Percentage of classrooms and seminar halls with ICT- enabled facilities such as smart class, LMS, etc. (<i>Data for the latest completed academic year</i>)</p> <p>? 4.1.3.1. Number of classrooms and seminar halls with ICT facilities?</p> <p>HEI Input : 6</p>	<p>Geo-tagged photographs of class rooms /seminar halls with ICT-enabled facilities</p>	<div></div> <p>Supporting Document : (If any)</p> <div>Choose File No file chosen</div> <div>(eyJpdilI6IkFqTmNCLzgrend5eDdreJzVzdNIzE9PSIsInZhbHVlIjoIMjJ5Q2lvY1MzMxUUFNRRTxia1JnZz09IiwibWFiIjoizDAxMzhjMzBkZWJhYzI5ZTM5Mjc5NTRmNzlmZWVmOGU5Nzg0YzBmNGY4YzYkZTRhMGU2YW4YmYyOTBhZDdhYIsInRhZyI6IiJ9)</div>										
4.1.4	<p>Average percentage of expenditure, excluding salary for infrastructure augmentation during last five years(INR in Lakhs)</p> <p>? 4.1.4.1. Expenditure for infrastructure augmentation, excluding salary year-wise during last five years (INR in lakhs)?</p> <p>HEI Input :</p> <table><tr><td>2021-22</td><td>2020-21</td><td>2019-20</td><td>2018-19</td><td>2017-18</td></tr><tr><td>3</td><td>3</td><td>4</td><td>3</td><td>4</td></tr></table>	2021-22	2020-21	2019-20	2018-19	2017-18	3	3	4	3	4	<p>1.Provide the consolidated fund allocation towards infrastructure augmentation facilities duly certified by Principal and CA. 2. Highlight the relevant items in the audited income and expenditure statement.</p>	<div></div> <p>Supporting Document : (If any)</p> <div>Choose File No file chosen</div> <div>(eyJpdilI6lIFRFVuYURJYjVVDYVpOdkJDDlNheGc9PSIsInZhbHVlIjoIQVVZTyt5M1I0L3ZJSC9ONDBGeWZIUT09IiwibWFiIjoimTdmNWVmNzg5NzlkNTdkYmZiYWYwOGM1ZjYyYTUyMDdkZTI2ZmZhZGY1YzZkMWY5ZjQ1NjA5ODg5Yjg0MDdhYIsInRhZyI6IiJ9)</div>
2021-22	2020-21	2019-20	2018-19	2017-18									
3	3	4	3	4									
4.2.2	<p>The institution has subscription for the following e-resources</p> <p>1. e-journals 2. e-ShodhSindhu 3. Shodhganga Membership 4. e-books 5. Databases 6. Remote access to e-resources</p> <p>?</p> <p>HEI Input : B. Any 3 of the above</p>	<p>E-copy of the letter of subscription /member ship in the name of HEI. Screenshots of the facilities daimed with the name of HEI. Specific details in respect of e-resources selected.</p>	<div></div> <p>Supporting Document : (If any)</p> <div>Choose File No file chosen</div> <div>(eyJpdilI6lKYs0RRc0FXZ29Ic0RJSWd1amxqQXc9PSIsInZhbHVlIjoivWA4b1FLUk90R0FOeUZOTDFRMUw4UT09IiwibWFiIjoijE0N2M0NjU1NGMyMzVjNmI1ZmY5OTA0Y2EzY2NhZTYzZGIxZjczNjZnU3N2ZlMDBlZjExMDI1OTA1RDFhYIsInRhZyI6IiJ9)</div>										
4.2.3	<p>Average annual expenditure for purchase of books/e-books and subscription to journals/e- journals and legal databases during the last five years (INR in Lakhs)</p> <p>? 4.2.3.1. Annual expenditure of purchase of books/e-books and subscription to journals/e- journals year wise during last five years (INR in Lakhs)?</p> <p>HEI Input :</p> <table><tr><td>2021-22</td><td>2020-21</td><td>2019-20</td><td>2018-19</td><td>2017-18</td></tr><tr><td>3,71163</td><td>1,27482</td><td>4,15441</td><td>3,10386</td><td>2,24483</td></tr></table>	2021-22	2020-21	2019-20	2018-19	2017-18	3,71163	1,27482	4,15441	3,10386	2,24483	<p>Provide consolidated extract of expenditure for purchase of books and journals during the last five years duly attested by Finance Officer and Chartered Accountant in case of Private University / Deemed to be University Audited Income/Expenditure Statement highlighting the expenditure for</p>	<div></div> <p>Supporting Document : (If any)</p> <div>Choose File No file chosen</div> <div>(eyJpdilI6lJXdEx3Z0JENldmME92cistrRnYxdUE9PSIsInZhbHVlIjoIYm9SYXFZenRrS2J6M2o2NVZtU2xOZz09IiwibWFiIjoimU4N2NlZmJhODAzZjJlMmFjOTdkZjRlNmNmZDJmMzIzOTkwMjk0MTRjMTMxZGJlMzZlYzAzYmRkNzRjY2MwNzdhYIsInRhZyI6IiJ9)</div>
2021-22	2020-21	2019-20	2018-19	2017-18									
3,71163	1,27482	4,15441	3,10386	2,24483									

4.2.4

Percentage per day usage of library by teachers and students (foot falls and login data for online access) during the latest completed academic year

4.2.4.1. Number of teachers and students using library per day over last one year

HEI Input :216

Certified E-copy of the ledger for footfalls for any 5 days.

Certified screenshots of the data for the same 5 days for online access.

Supporting Document :
(If any)

Choose File

No file chosen

(eyJpdII6InhTdGpFYlVWQmpXSmlpWEJQMTJXWGc9PSIsInZhbHVlIjoIdUpXqngzbkF6Z1hrSukwMUdYaHhZZz09IiwibWFiJjoiZjg4OTExOWY0MjM3MmJhZGE5ZmM3Y2VjMGFiYzM3YjUyOWQ5ZTZkYWwQ2NTk2OWE1NTc0NDQ3YjJhbnV5OCIsInRhZyI6IiJ9)

4.3.2

Student - Computer/laptop ratio (Data for the latest completed academic year)

4.3.2.1. Number of computers/laptops available for student use only will be considered. Bills for the purchase of computers/laptops. Highlight the purchase of computers/laptop in the stock registers.

Supporting Document :
(If any)

Choose File

No file chosen

(eyJpdII6IkMxQUpXbHN1RTlIY3VsLzdVVG1Ya3c9PSIsInZhbHVlIjoIMmYvaGIybVQ1enIQS2xvR3VyOXFuZz09IiwibWFiJjoiYmM1N2EyMWM4YmRmMDM3NzkyOGY2MzIwOTJkYjM3YmI0Y2NiZjE3YjMyZTYzZDU5MjBINGExZGQ2MGVhbnV5OCIsInRhZyI6IiJ9)

4.3.3

Bandwidth of internet connection in the Institution

4.3.3.1. HEI Input :C, 10 MBPS – 30 MBPS

Supporting Document :
(If any)

Choose File

No file chosen

(eyJpdII6InlMdTlqTjZibzR6SU94UEpCZnNRSFE9PSIsInZhbHVlIjoITDRFcGVwMTRKRvdPOVIGL29hSho2dz09IiwibWFiJjoiNTExNTg0ZWU5OGVjYTYZIMGYxYTRlMmEzMzAzZDFmMGQwYWVjMjY1Njc0MmNmZTg5YzA2ODE2MGVhbnV5OCIsInRhZyI6IiJ9)

4.4.1

Average percentage of expenditure incurred on maintenance of infrastructure (physical and academic support facilities) excluding salary component during the last five years(INR in Lakhs)

4.4.1.1. Expenditure incurred on maintenance of infrastructure (physical facilities and academic support facilities) excluding salary component year-wise during the last five years (INR in lakhs)

HEI Input :

2021-22	2020-21	2019-20	2018-19	2017-18
27	15	35	36	24

Supporting Document :
(If any)

Choose File

No file chosen

(eyJpdII6IkYRU5CTWNrd1BCQ3RnNSt5SWFmbGc9PSIsInZhbHVlIjoIMW1IdF0dGdJSEVrSINBQ1NBWUVPQT09IiwibWFiJjoiZjFjOTU1ZTkxODc3ZTRiZWFiYTIzYWU0ZDRjZTdlYTFlZWlZn2M2MmI0ZDY3MmYyYThiNGM1M2M0ZjA2Y2VjMGFiYjY1Njc0MmNmZTg5YzA2ODE2MGVhbnV5OCIsInRhZyI6IiJ9)

5.1.1	<p>Average percentage of students benefitted by scholarships and freeships provided by the institution, Government and non-government bodies, industries, individuals, philanthropists during the last five years</p> <p>5.1.1.1. Number of students benefitted by scholarships and freeships provided by the institution, Government and non-government bodies, industries, individuals, philanthropists year wise during last five years</p> <p>HEI Input :</p> <table><tr><td>2021-22</td><td>2020-21</td><td>2019-20</td><td>2018-19</td><td>2017-18</td></tr><tr><td>223</td><td>136</td><td>146</td><td>141</td><td>103</td></tr></table>	2021-22	2020-21	2019-20	2018-19	2017-18	223	136	146	141	103	<p>1.Provide sanctioned letter of any 20 students benefitted by schemes for 2017-18 , 2018-19,2019-20, 2020-21, 2021-22. 2.Year-wise list of students in each scheme to be attested by the competent authority. 3. Upload policy document of the HEI for award of scholarship and freeships</p>	<div></div> <p>Supporting Document : (If any)</p> <div>Choose File No file chosen</div> <div>(eyJpdilI6Imtxa1didHdEZzIjPeEliQUVVvbGN2Uke9PSIsInZhbHVlIjojOGVhZzVLmk96UG1aaEQ4U1B1OG5Mdz09IiwibWFiIjojOTRjOGJhODJZWVINDRhMjVhZyIjY2k1NDY4NjZkMTk4Y2RIN2NhMGFkNzMyNTJlOGFjZDcwOTFkMThhZjRlMjVhZyI6IiJ9)</div>
2021-22	2020-21	2019-20	2018-19	2017-18									
223	136	146	141	103									
5.1.2	<p>Capacity building and skills enhancement initiatives taken by the institution include the following</p> <p>1. Soft skills 2. Language, communication and advocacy skills 3. Life skills (Yoga, physical fitness, health and hygiene) 4. Awareness about use of technology in legal process</p> <p>HEI Input : A. All of the above</p>	<p>a)Provide Web-link to Soft skills Language, communication and advocacy skills Life skills (Yoga, physical fitness, health and hygiene) Awareness about use of technology in legal process 2021-22. b)Provide Copy of circular /brochure /report of the event with Geo tagged Photographs with date</p>	<div></div> <p>Supporting Document : (If any)</p> <div>Choose File No file chosen</div> <div>(eyJpdilI6jVOMk96Q3RSb2E3dDdGTFIHRlMVE9PSIsInZhbHVlIjojOWYxN2M1MjY4ZTBOTlJmJmJlRiZGI0YjdjOTcxZTQyMzJjYjY4MzhkYzE2NjUwOWIwYzFmMjkwMDhhZGQwMjVhZyI6IiJ9)</div>										
5.1.3	<p>Average percentage of students benefitted by guidance for competitive examinations and career counselling offered by the Institution during the last five years</p> <p>5.1.4.1. Number of students benefitted by guidance for competitive examinations and career counselling offered by the institution year wise during last five years</p> <p>HEI Input :</p> <table><tr><td>2021-22</td><td>2020-21</td><td>2019-20</td><td>2018-19</td><td>2017-18</td></tr><tr><td>352</td><td>0</td><td>342</td><td>130</td><td>352</td></tr></table>	2021-22	2020-21	2019-20	2018-19	2017-18	352	0	342	130	352	<p>Provide Copy of circular/brochure of (Program's name) along with the Year-wise list of students attending each of these schemes signed by competent authority.</p>	<div></div> <p>Supporting Document : (If any)</p> <div>Choose File No file chosen</div> <div>(eyJpdilI6IkovajZsZzI0c0xRynZOUgxFOCt5SVE9PSIsInZhbHVlIjojYk9qZ2VsNkRFTm1GanF0Y1lpYmF1Zz09IiwibWFiIjojODYyYjY2YjY4MzhkYzE2NjUwOWIwYzFmMjkwMDhhZGQwMjVhZyI6IiJ9)</div>
2021-22	2020-21	2019-20	2018-19	2017-18									
352	0	342	130	352									
5.1.4	<p>The Institution has a transparent mechanism for timely redressal of student grievances including sexual harassment and ragging cases</p> <p>1. Implementation of guidelines of statutory/regulatory bodies 2. Organisation wide awareness and undertakings on policies with zero tolerance 3. Mechanisms for submission of online/offline students' grievances 4. Timely redressal of the grievances through appropriate committees</p> <p>HEI Input : A. All of the above</p>	<p>1.Proof of constitution of Internal committees / Grievances Committee formation / other committees as per UGC norms. 2. Circular/web-link/ committee report justifying the objective of the metric 3.Minutes of the meetings of student grievance committee, as per metric.</p>	<div></div> <p>Supporting Document : (If any)</p> <div>Choose File No file chosen</div> <div>(eyJpdilI6jY2SHh1aktDV0ZQNU5wSnI2eUtqVEE9PSIsInZhbHVlIjojDdReWVxa1AyZ3dua2QyVUo4Y0p0Zz09IiwibWFiIjojODYyYjY2YjY4MzhkYzE2NjUwOWIwYzFmMjkwMDhhZGQwMjVhZyI6IiJ9)</div>										

5.2.1

Average percentage of placement of outgoing students during the last five years

5.2.1.1. Number of outgoing students placed year - wise during the last five years.

HEI Input :

2021-22	2020-21	2019-20	2018-19	2017-18
62	81	36	45	32

List of students placed along with placement details such as name of the company, compensation, etc year-wise. Copy of the offer letter/ placement record provided by placement cell

Supporting Document :
(If any)

Choose File

No file chosen

(eyJpdilI6IkJSmxteis2bG84SUgyV3IvZVgydmc9PSIsInZhbHVlIjoilL2haNkUrRHhqZVIQTfHEeitYejMvZz09IiwibWFjIjoIYmQxZjhhYzMxNzAyZmVkZTY5YzRjNGI1NWQ1YjEwMDZiMTgzNDVhNDVhNjA3MzUwMzIyMDUxYTRhZjAzMTZlMzIzZSIsInRhZyI6IjJ9)

5.2.2

Percentage of Students enrolled with State Bar council

5.2.2.1. Number of Students enrolled with State Bar council (data for last completed academic year)

HEI Input :38

☐ State Bar Council Enrolment number ☐ State Bar Council registration certificate

Supporting Document :
(If any)

Choose File

No file chosen

(eyJpdilI6IjJOdlxMDJrVS9UVDVLNDZzbEtPSGc9PSIsInZhbHVlIjoibC90SElvdW9VWWh0VW9VUWVhZG9kZm90IiwibWFjIjoIYmQxZjhhYzMxNzAyZmVkZTY5YzRjNGI1NWQ1YjEwMDZiMTgzNDVhNDVhNjA3MzUwMzIyMDUxYTRhZjAzMTZlMzIzZSIsInRhZyI6IjJ9)

5.2.3

Average percentage of students progressing to higher education during the last five years

5.2.3.1. Number of outgoing students progressing to higher education

HEI Input :

2021-22	2020-21	2019-20	2018-19	2017-18
6	2	0	0	0

supporting document for students who have joined for higher education in the prescribed format for the latest graduating batch.

Supporting Document :
(If any)

Choose File

No file chosen

(eyJpdilI6ImZpejJpY1Z3WUNxY1o0dWMwVEZqS2c9PSIsInZhbHVlIjoIZmhzG8yVW9VWWh0VW9VUWVhZG9kZm90IiwibWFjIjoIYmQxZjhhYzMxNzAyZmVkZTY5YzRjNGI1NWQ1YjEwMDZiMTgzNDVhNDVhNjA3MzUwMzIyMDUxYTRhZjAzMTZlMzIzZSIsInRhZyI6IjJ9)

5.2.4

Average percentage of students qualifying in state/national/ international level examinations during the last five years (eg: JAM/CLAT/GATE/ GMAT/CAT/GRE/ TOEFL/ Civil Services/ Judicial Services/Public Prosecution services/All India Bar Exams/State government examinations)

5.2.4.1. Number of students qualifying in state/ national/ international level examinations (eg: JAM/CLAT/NET/ SLET/ GATE/ GMAT/CAT/GRE/ TOEFL/ Civil Services/ Judicial Services/Public Prosecution services/All India Bar Exams/State government examinations) year wise during last five years

HEI Input :

2021-22	2020-21	2019-20	2018-19	2017-18
45	57	24	28	28

5.2.4.2. Number of students appearing in state/ national/ international level examinations (eg: JAM/CLAT/NET/ SLET/ GATE/ GMAT/CAT,GRE/ TOFEL/ Civil Services/ Judicial Services/Public Prosecution services/All India Bar Exams/ State government examinations) year wise during last five years

HEI Input :

2021-22	2020-21	2019-20	2018-19	2017-18
45	57	25	28	29

List of students year-wise under each head

Qualifying Certificates of the students taking the examination year-wise under each category

Supporting Document :
(If any)

Choose File

No file chosen

(eyJpdil6IIZka2t2UTRjTFZNcURoNi8xYUxVdEE9PSIsInZhbHVlIjoimUtpVTFFQXUxajZvNWVydjd5SDFmUT09IiwibWFjIjoimNmNkZGJiZTk0OTMyNzYyZTAzMtg3MjgxN2M1MmY4MzIlMDNjNTU5NGY2ZDViMGMxMDIhOGU4ZDRlM2NkRmVzInRlbnRhZyI6IjU9)

5.3.1

Total Number of awards/medals won by students for outstanding performance in sports/literary/cultural activities/Moot court/arbitration competition/ Client counseling competition/Trail advocacy/Mediation and negotiation competition/ Judgment writing competitions/Legislative drafting Competition

5.3.1.1. Number of awards/medals for outstanding performance in sports/ literary/cultural activities/Moot court/arbitration competition/Trial advocacy Client counseling competition/Mediation and negotiation competition/ Judgment writing competitions/ Legislative drafting Competition at university/state/ national / international level (award for a team event should be counted as one) year wise during the last five years.

HEI Input :

2021-22	2020-21	2019-20	2018-19	2017-18
18	0	35	17	12

E-copies of award letters and certificates.

Supporting Document :
(If any)

Choose File

No file chosen

(eyJpdil6IiM1UmNhQmdYQUVrRXNHaeEjKaldpdFE9PSIsInZhbHVlIjoimR0M1MENDYmZaMWZQY2M4ZDlyOGsydz09IiwibWFjIjoimN2Q2YjQwN2E5N2E5ZGlyOWZjMWU4YzY4MjVIZGFhZGZlNDQzZTk1NTQwZWFiNzJhZTRmMWZjNjNjYmM3M3OCIsInRlbnRhZyI6IjU9)

5.3.3

Average number of sports and cultural events/competitions youth parliaments organised by the institution in which students of the Institution participated during last five years

5.3.3.1. Number of sports and cultural events/competitions youth parliaments organised by the institution in which students of the Institution participated year wise during last five years

HEI Input :

2021-22	2020-21	2019-20	2018-19	2017-18
26	0	0	27	27







Report of the events/along with photographs appropriately dated and captioned year-wise. Copy of circular/brochure indicating such activities. List of students participated in different events year-wise.

Supporting Document :
(If any)

Choose File

No file chosen

(eyJpdil6IjBM2RZSmZ6SVJDWmZTcC9TQ0QzVnc9PSIsInZhbHVlIjoimQmtVTFo4NnpBV1RpUXJrVm1MWERpZz09IiwibWFjIjoimFhZTAwZTVlbnZmZnRmNWY1ZjZjMjdmMjRkYzk1YTZhbnRhZyI6IjU9)

5.4.2	<p>Alumni contribution during the last five years (INR in lakhs)</p> <p> HEI Input : E. <1 Lakhs</p>	<p>Annual audited statements of accounts of the HEI highlighting the Alumni contribution duly certified by the Chartered Accountant/Finance Officer. List of alumnus/alumni with the amount contributed year-wise.</p>	<div></div> <p>Supporting Document : (If any)</p> <p><input type="button" value="Choose File"/> No file chosen</p> <p>(eyJpdiiI6IjQxbU5xczVrTEZ0YXc0SDVsbmJjcVE9PSIsInZhbHVlIjoia3Y4ek5TbU5IRkY0dkI4c1oyTStldz09IiwibWFiIjoiaWUzNmUwYzY2YjdlNDk5YzY2RhYVWmMGQyNjQwNmZkZmFjODE2OGI3Njg0MjJhODMzNmZmYzlkMzBiMWBhZyIsInRhZyI6IjJ9)</p>										
6.2.3	<p>Implementation of e-governance in areas of operation</p> <p>1. Administration 2. Finance and Accounts 3. Student Admission and Support 4. Examination</p> <p> HEI Input : B. 3 of the above</p>	<p>Institutional expenditure statements for the budget heads of e-governance implementation ERP Document Screen shots of user interfaces of each module reflecting the name of the HEI. Annual e-governance report approved by the Governing Council/ Board of Management/ Syndicate Policy</p>	<div></div> <p>Supporting Document : (If any)</p> <p><input type="button" value="Choose File"/> No file chosen</p> <p>(eyJpdiiI6ImFDNUkxT2hHSjZrR2IiVW81SVVSc2c9PSIsInZhbHVlIjoieWtakzVkhFRUvHjblJBaFQ0MThuZz09IiwibWFiIjoiaWUzNmZkZmFjODE2OGI3Njg0MjJhODMzNmZmYzlkMzBiMWBhZyIsInRhZyI6IjJ9)</p>										
6.3.2	<p><i>Average percentage of teachers provided with financial support to attend conferences/workshops and towards membership fee of professional bodies publication and other academic incentives during the last five years</i></p> <p> 6.3.2.1. Number of teachers provided with financial support to attend conferences/workshops and towards membership fee of professional bodies year wise during the last five years</p> <p>HEI Input :</p> <table><tr><td>2021-22</td><td>2020-21</td><td>2019-20</td><td>2018-19</td><td>2017-18</td></tr><tr><td>0</td><td>0</td><td>0</td><td>1</td><td>3</td></tr></table>	2021-22	2020-21	2019-20	2018-19	2017-18	0	0	0	1	3	<p>Policy document on providing financial support to teachers E-copy of letter/s indicating financial assistance to teachers and list of teachers receiving financial support year-wise under each head. Audited statement of account highlighting the financial support to teachers to attend</p>	<div></div> <p>Supporting Document : (If any)</p> <p><input type="button" value="Choose File"/> No file chosen</p> <p>(eyJpdiiI6InJldHN1SmZ2SkxyTzxbHkZadzRBZUE9PSIsInZhbHVlIjoiaWUzNmZkZmFjODE2OGI3Njg0MjJhODMzNmZmYzlkMzBiMWBhZyIsInRhZyI6IjJ9)</p>
2021-22	2020-21	2019-20	2018-19	2017-18									
0	0	0	1	3									
6.3.3	<p>Average number of professional development /administrative training programs organized by the institution for teaching and non teaching staff during the last five years</p> <p> 6.3.3.1. Total number of professional development /administrative training Programmes organized by the institution for teaching and non teaching staff year-wise during the last five years</p> <p>HEI Input :</p> <table><tr><td>2021-22</td><td>2020-21</td><td>2019-20</td><td>2018-19</td><td>2017-18</td></tr><tr><td>1</td><td>0</td><td>3</td><td>1</td><td>1</td></tr></table>	2021-22	2020-21	2019-20	2018-19	2017-18	1	0	3	1	1	<p>List of professional development / administrative training programs organized by the institution Brochures and Reports year- wise <input type="checkbox"/> List of participants in each programme <input type="checkbox"/> Photographs with date and caption to be provided, <input type="checkbox"/> Annual reports highlighting the programmes conducted</p>	<div></div> <p>Supporting Document : (If any)</p> <p><input type="button" value="Choose File"/> No file chosen</p> <p>(eyJpdiiI6Ik1JTWlOU3BnbFhN5SWWtjMG92VEJGeVE9PSIsInZhbHVlIjoickNjUXUyaYzZXRUUnF1NXhlL2hIQ09IiwibWFiIjoiaWUzNmZkZmFjODE2OGI3Njg0MjJhODMzNmZmYzlkMzBiMWBhZyIsInRhZyI6IjJ9)</p>
2021-22	2020-21	2019-20	2018-19	2017-18									
1	0	3	1	1									

6.3.4	<p>Average percentage of teachers undergoing online/ face-to-face Faculty Development Programmes (FDP)during the last five years (Professional Development Programmes, Orientation / Induction Programmes, Refresher Course, Short Term Course).</p> <p>6.3.4.1. Total number of teachers attending professional development Programmes viz., Orientation / Induction Programme, Refresher Course, Short Term Course year-wise during the last five years</p> <p>HEI Input :</p> <table><tr><td>2021-22</td><td>2020-21</td><td>2019-20</td><td>2018-19</td><td>2017-18</td></tr><tr><td>13</td><td>18</td><td>18</td><td>12</td><td>16</td></tr></table>	2021-22	2020-21	2019-20	2018-19	2017-18	13	18	18	12	16	<p>Refresher course/Faculty Orientation or other programmes as per UGC/AICTE stipulated periods, as participated by teachers year-wise. E-copy of the certificates of the program attended by teachers. List of participants for each programme during the last five years. Annual reports highlighting the</p>	<div></div> <p>Supporting Document : (If any)</p> <div>Choose FileNo file chosen</div> <div>(eyJpdII6Ik05YzZBZjc3RHhpFWEFJL3FJT3ZadkE9PSIsInZhbHVlIjoieS3hOM21GZXlyR25XL2JVWVWkUJIIdz09IiwibWFiJjoiN2I2NTBjNjgwYTEyMjNlMwUyMDA4MWQxNjgyZTIkOGM1MmI3MTU2NDUyNTI3NjU5MzJjOTk1NzFkNjY4YjRmNmUzInRhZyI6IiJ9)</div>
2021-22	2020-21	2019-20	2018-19	2017-18									
13	18	18	12	16									
6.4.2	<p>Funds / Grants received from non-government bodies, individuals, philanthropers during the last five years (not covered in Criterion III)</p> <p>6.4.2.1. Total Grants received from non-government bodies, individuals, Philanthropers year wise during the last five years (INR in Lakhs)</p> <p>HEI Input :</p> <table><tr><td>2021-22</td><td>2020-21</td><td>2019-20</td><td>2018-19</td><td>2017-18</td></tr><tr><td>0.04</td><td>0.04</td><td>0.04</td><td>0.04</td><td>0.04</td></tr></table>	2021-22	2020-21	2019-20	2018-19	2017-18	0.04	0.04	0.04	0.04	0.04	<p>Annual audited statements of accounts highlighting the grants received. Copy of the sanction letters received from non- government bodies, individuals, philanthropists</p>	<div></div> <p>Supporting Document : (If any)</p> <div>Choose FileNo file chosen</div> <div>(eyJpdII6Ik15aFpJT3NnSFduOEK4cGRhbE1OZ0E9PSIsInZhbHVlIjoienRodTNYbWxCbDZvYXluMHVFWnR4QT09IiwibWFiJjoiM2Y4Mzc3ODg0MTEwNGQ2NWY1NjBMTkwYWWRjYTkwnZRIYmY4NjgwNTQwYTU1ZTAwZDY1MTIwYjVjREQwZnFjOCIsInRhZyI6IiJ9)</div>
2021-22	2020-21	2019-20	2018-19	2017-18									
0.04	0.04	0.04	0.04	0.04									
6.5.3	<p>Quality assurance initiatives of the institution include:</p> <p>1. Regular meeting of Internal Quality Assurance Cell (IQAC); Feedback collected, analysed and used for improvements</p> <p>2. Collaborative quality intitatives with other institution(s)</p> <p>3. Participation in NIRF</p> <p>4. Academic and Administrative Audit</p> <p>5. Disability/gender/diversity audit</p> <p>6. Any other quality audit recognized by state, national or international agencies (ISO Certification, NBA)</p> <p>HEI Input : A. All of the above</p>	<p>1.Proceedings of meetings of IQAC and action taken report on feedback analysis 2. Supporting document links to be provided as per the options selected.</p>	<div></div> <p>Supporting Document : (If any)</p> <div>Choose FileNo file chosen</div> <div>(eyJpdII6ImJEakVFbiszMGhsdkMwZ0JVWTE3dmc9PSIsInZhbHVlIjoieTzBSYnFoSnFYyktEeE51NkFHQ3MvZz09IiwibWFiJjoiMGQ2NTAzODIkNDAYMzJkMDVlMWNkZDc3ZTc5ZWUwNTc4NGRIYWUwZTRhNzEzMjFjODYwODQ5ODNiYjRmNmUzInRhZyI6IiJ9)</div>										
7.1.2	<p>The Institution has facilities for alternate sources of energy and energy conservation measures</p> <p>1. Solar energy</p> <p>2. Biogas plant</p> <p>3. Wheeling to the Grid</p> <p>4. Sensor-based energy conservation</p> <p>5. Use of LED bulbs/ power efficient equipment</p> <p>HEI Input : D. 1 of the above</p>	<p>a)Provide Geo tagged photographs of</p> <p>1.Alternate sources of energy and energy conservation measures</p> <p>2.Management of the various types of degradable and nondegradable waste</p> <p>3.Water conservation</p> <p>4.Green campus initiatives</p> <p>5.Disabled-friendly, barrier free</p>	<div></div> <p>Supporting Document : (If any)</p> <div>Choose FileNo file chosen</div> <div>(eyJpdII6ImtwcTizL1BuN29aVVZ2RUIBVFVLRmc9PSIsInZhbHVlIjoieGt2NXhOZGtqbHY2ZEdtOGhxejJBdz09IiwibWFiJjoiYzBkNjk3NjZjMzA1MTIiInZJNTYzOWE4YTk1MWNhNTM3MTQzYzZmOThhNGI1Mjg1NWJlNDI1MjBkZTEyRmNmUzInRhZyI6IiJ9)</div>										

7.1.4	<p>Water conservation facilities available in the Institution:</p> <ol style="list-style-type: none">1. Rain water harvesting2. Borewell /Open well recharge3. Construction of tanks and bunds4. Waste water recycling5. Maintenance of water bodies and distribution system in the campus <p>i</p> <p>HEI Input : A. Any 4 or all of the above</p>	<div><div>1. Provide Geo tagged photographs of the Borewell /Open well recharge, Construction of tanks and bunds, Waste water recycling, Maintenance of water bodies and distribution system in the campus for 2020-21.</div><div>2. Provide Bills for the purchase of equipment for the Borewell /Open well</div></div>	<div></div> <p>Supporting Document : (If any)</p> <div><div>Choose File</div>No file chosen</div> <div>(eyJpdii6InRtRTBhbZLVUQ5Q0Z0THNqQKRgK3c9PSIsInZhbnVlIjoifOJ0amY1cE11NmhiMnY3SjNSMjBIzZ09IiwibWFiIjoiNjYxZjNjOWUyOTFjNTc4NzU1MmNiYjdjZjA3YjQyNDhjOGQ5YzhjNDkNTAyNTNiNzBmOTAzNDdkMjk0NWwuc2hhbmRhZyI6IiJ9)</div>
7.1.5	<p>Green campus initiatives include:</p> <ol style="list-style-type: none">1. Restricted entry of automobiles2. Use of Bicycles/ Battery powered vehicles3. Pedestrian Friendly pathways4. Ban on use of Plastic5. landscaping with trees and plants <p>i</p> <p>HEI Input : A. Any 4 or All of the above</p>	<div><div>1. Provide Geo tagged, photographs/videos of the Restricted entry of automobiles, Battery-powered vehicles, Pedestrian-friendly pathways, Ban on the use of Plastics, Landscaping with trees and plants for 2021-22</div><div>2. Provide Circulars for the implementation of the Restricted entry of</div></div>	<div></div> <p>Supporting Document : (If any)</p> <div><div>Choose File</div>No file chosen</div> <div>(eyJpdii6ImJ6b0J3VzBiMG1iYkRRNWJrUWRxbWc9PSIsInZhbnVlIjoIZBvRFhDcjZ2Rnh6c090UnlZT0wxQT09IiwibWFiIjoiNzZIODBiZDdhOWNmZWUzODkyMmRkMDY3NmUzYTU3M2MyYTQxNmYyNWVjOTgyNGUxMjFKZmM4Y2ZlRmM4Y2ZlRmM4Y2Y4YiIsInRhZyI6IiJ9)</div>
7.1.6	<p>Quality audits on environment and energy are regularly undertaken by the Institution and any awards received for such green campus initiatives:</p> <ol style="list-style-type: none">1. Green audit2. Energy audit3. Environment audit4. Clean and green campus recognitions / awards5. Beyond the campus environmental promotion activities <p>i</p> <p>HEI Input : B. 3 of the above</p>	<div><div>1. Provide Certificate of (Green audit Energy audit Environment audit Clean and green campus recognitions / awards Beyond the campus environmental promotion activities) from the external accredited auditing agency (preferably government, concern department of affiliating university).</div><div>2.</div></div>	<div></div> <p>Supporting Document : (If any)</p> <div><div>Choose File</div>No file chosen</div> <div>(eyJpdii6Iisvam9PN3JGcHNtTKfMY2ItbDZlT2c9PSIsInZhbnVlIjoIVGIyWnZBUUY2RkY5enVCcmVrQkdvUT09IiwibWFiIjoiYzkzMdNkNzc2ODg5ZGQwYWY3NzkwMmYxZjU4MmI3MTk2OTY4Mjc4NGUzMWY3NTJIMDZlOGIxZjl3NDIhMmM4Y2ZlRmM4Y2Y4YiIsInRhZyI6IiJ9)</div>
7.1.7	<p>The Institution has friendly, barrier free environment</p> <ul style="list-style-type: none">• Built environment with ramps/lifts for easy access to classrooms.• Divyangjan friendly washrooms• Signage including tactile path, lights, display boards and signposts• Assistive technology and facilities for Divyangjan accessible website, screen-reading software, mechanized equipment• Provision for enquiry and information : Human assistance, reader, scribe, soft copies of reading material, screen reading <p>i</p> <p>HEI Input : C. Any 2 of the above</p>	<div><div>Policy document and information brochure. Link to Geo-tagged photos and videos with date and caption. Bills and invoice/purchase order/AMC in support of facilities. A rest room should include specific requirements of Divyangjan for their use of the Toilet (rest room) and other facilities. Brief</div></div>	<div></div> <p>Supporting Document : (If any)</p> <div><div>Choose File</div>No file chosen</div> <div>(eyJpdii6InpPULdCNXhvQVNlWFU1ZTBPWj9DUUE9PSIsInZhbnVlIjoiT1hGMzFzWm5EU0thYm00MHRBcgjh5dz09IiwibWFiIjoiZmE3NmM4MmM3MjM3YmNhZGJINjM2YWlyMTAyOWY3NWRkNDMxYjlkMTdhOTZmNDU5Njg0NmRmQ2hhbmRhZyI6IiJ9)</div>

7.1.10	<p>The Institution has a prescribed code of conduct for students, teachers, administrators and other staff and conducts periodic programmes in this regard.</p> <div><div>1. The Code of Conduct is displayed on the website</div><div>2. There is a committee to monitor adherence to the Code of Conduct</div><div>3. Institution organizes professional ethics programmes for students, teachers, administrators and other staff</div><div>4. Annual awareness programmes on Code of Conduct are organized</div></div> <div><div><div>?</div></div><div>HEI Input :<div>A. All of the above</div></div></div>	<div><div>Policy document on code of ethics. Constitution and proceedings of the monitoring committee. Circulars and geo-tagged photographs with date and caption of the activities organized under this metric for teachers, students, administrators and other staff. Document showing the Code of Conduct for students,</div></div>	<div><div></div></div> <div>Supporting Document : (If any)</div> <div><div>Choose File</div>No file chosen</div> <div>(eyJpdII6InNdG5ObFBaamVRalhmyURSazB5Z3c9PSIsInZhbHVlIjoiTW5VRmZrMHV2dTFsT0cwSTRyZ2JyUT09IiwibWFjIjoiYjg0ZWZzMjU5OGM1ZjFhZmQwOWUyNjQ0ZGE3MjMxMTczODY1ODkwYT15YWJiMjBhMDZkZmFODdhR2M0MmJmMCIsInRhZyI6IiJ9)</div>
--------	---	--	--